USER MANUAL

IN THE BOX

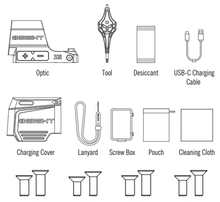

Table 1: Optic SPECIFICATIONS

Mode	·		•
Mode 4	54000 H	25000 H	35000 H
	22000 H	27000 H	

This is at full 100% battery level, with motion detection off. For more runtime details please visit osight.com.

Note: Please fully charge the product every three months to maintain stable power consumption.

89 mAh 3.87 V (0.344 Wh)	1.5 m	IPX7	Working Temperature -32°F~113°F / 0°C~40°C

(L) 1.51 * (W) 1.18 * (H) 1.15 in (L) 48.7 * (W) 30 * (H) 29.5 mm	AL7075 ALUMINUM (Housing Material)	1.69 oz / 48 g (including Battery)

Table 2: Osight XR Charging Cover

Main Body	Plastic+AL6061
Dimensions	2.01*1.42*1.65 in / 51*36*42 mm
Weight	1.94 oz / 55 g
Battery Capacity	800 mAh 3.87 V (3.1 Wh)
Rated Capacity	510 mAh (4.45V/0.1A)
Input	DC 5 V / 2 A (MAX)
Output	DC 4.45 V / 0.1 A (MAX)
Time to Fully Charge the Optic	1.5 H

USB-C Charging Cable

Charge Type	USB-C
Cable Length	0.8 m
Input	5 V / 2 A
Time to Fully Charge the Charging Cover	2.5 H (Requiring a 5 V / 2 A (10 W) power source. When the power source capacity is insufficient, the charging time will be longer.)

Figure 1
Product Overview

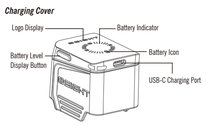

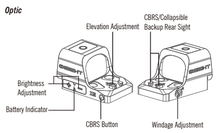

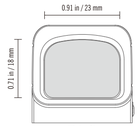

Figure 2
Charge the Charging Cover

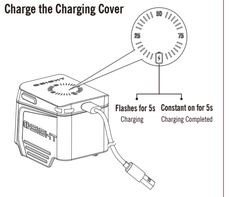

Figure 3
Charge the Optic With the Cover

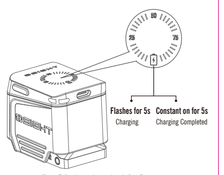

Note: Fully charge the product before first use.

리-인지우개가 5초간 깜빡이다가 소등되면 충전이 완료되었음을 의미합니다.

4.2 광학부품의 충전, Figure 3

충전하기 전에 광학부품을 깨끗하게 닦으십시오.

충전하기 전에 광학부품을 깨끗하게 닦으십시오.

충전하기 전에 광학부품을 깨끗하게 닦으십시오.